



# Agriculture, Food, and Natural Resources Career Ladder

## Now

Less than high school + work experience, on-the-job training, or apprenticeship; or High school diploma/equivalent

Occupation	Entry Wage	Average Wage	Annual Openings
Farm Equipment Mechanics and Service Technicians	\$13.65	\$19.94	214
Water and Wastewater Treatment Plant and System Operators	\$15.03	\$20.90	89
Agricultural Equipment Operators	\$13.93	\$17.24	527
Nonfarm Animal Caretakers	\$9.88	\$12.37	338
Refuse and Recyclable Material Collectors	\$11.70	\$15.65	179

## Next

Some college, no degree; Postsecondary non-degree award; Associate degree; or Bachelor's degree

Occupation	Entry Wage	Average Wage	Annual Openings
Soil and Plant Scientists	\$16.97	\$32.98	104
Agricultural and Food Science Technicians	\$14.13	\$20.92	70
Food Scientists and Technologists	\$23.45	\$34.85	57
Biological Technicians	\$13.94	\$19.84	48
Environmental Engineers	\$28.62	\$40.82	32

## Later

Bachelor's degree + on-the-job training, work experience, or internship/residency; Master's degree; or Doctoral/professional degree

Occupation	Entry Wage	Average Wage	Annual Openings
Buyers and Purchasing Agents, Farm Products	\$18.89	\$33.76	81
Natural Sciences Managers	\$29.95	\$48.77	21

More data can be found at [NEworks.nebraska.gov](http://NEworks.nebraska.gov); click *Labor Market Analysis*.

Equal Opportunity Program/Employer TDD: 800.833.7352

Auxiliary aids and services are available upon request to individuals with disabilities.

Entry-level wages are defined as the average (mean) wage earned by the lowest third of all workers in the selected occupation.

Produced by the Nebraska Department of Labor, Labor Market Information

Wages from Occupational Employment Statistics, 4th Quarter 2017

Annual openings from 2016-2026 Long-term Occupational Projections

Career Cluster information from Nebraska Department of Education

Published November 2018



# Business, Marketing, and Management Career Ladder

Business Management & Administration; Finance; Hospitality & Tourism; Marketing

## Now

Less than high school + work experience, on-the-job training, or apprenticeship; or High school diploma/equivalent

Occupation	Entry Wage	Average Wage	Annual Openings
Claims Adjusters, Examiners, and Investigators	\$19.70	\$29.17	261
Food Service Managers	\$16.76	\$24.24	178
Postal Service Mail Carriers	\$17.74	\$24.67	165
Real Estate Sales Agents	\$14.52	\$23.52	120
Payroll and Timekeeping Clerks	\$13.11	\$19.15	108

## Next

Some college, no degree; Postsecondary non-degree award; Associate degree; or Bachelor's degree

Occupation	Entry Wage	Average Wage	Annual Openings
Accountants and Auditors	\$20.61	\$33.34	1,082
Market Research Analysts and Marketing Specialists	\$17.85	\$29.19	442
Human Resources Specialists	\$18.84	\$29.03	488
Meeting, Convention, and Event Planners	\$14.26	\$21.31	82

## Later

Bachelor's degree + on-the-job training, work experience, or internship/residency; Master's degree; or Doctoral/professional degree

Occupation	Entry Wage	Average Wage	Annual Openings
Loan Officers	\$21.48	\$38.96	346
Training and Development Specialists	\$16.79	\$27.67	298
Public Relations and Fundraising Managers	\$28.67	\$47.24	96

More data can be found at [NEworks.nebraska.gov](http://NEworks.nebraska.gov); click *Labor Market Analysis*.

Equal Opportunity Program/Employer TDD: 800.833.7352

Auxiliary aids and services are available upon request to individuals with disabilities.

Entry-level wages are defined as the average (mean) wage earned by the lowest third of all workers in the selected occupation.


Produced by the Nebraska Department of Labor, Labor Market Information

Wages from Occupational Employment Statistics, 4th Quarter 2017

Annual openings from 2016-2026 Long-term Occupational Projections

Career Cluster information from Nebraska Department of Education

Published November 2018



# Communication and Information Systems Career Ladder

Communications Arts; Information Technology

## Now

Less than high school + work experience, on-the-job training, or apprenticeship; or High school diploma/equivalent

Occupation	Entry Wage	Average Wage	Annual Openings
Telecommunications Line Installers and Repairers	\$15.66	\$24.16	42
Photographers	\$9.92	\$15.30	69

## Next

Some college, no degree; Postsecondary non-degree award; Associate degree; or Bachelor's degree

Occupation	Entry Wage	Average Wage	Annual Openings
Software Developers, Applications	\$30.08	\$43.06	534
Graphic Designers	\$14.26	\$22.25	229
Database Administrators	\$25.13	\$39.89	84
Web Developers	\$17.36	\$29.57	85
Audio and Video Equipment Technicians	\$14.43	\$20.88	48

## Later

Bachelor's degree + on-the-job training, work experience, or internship/residency; Master's degree; or Doctoral/professional degree

Occupation	Entry Wage	Average Wage	Annual Openings
Information Security Analysts	\$24.36	\$36.44	79
Computer Network Architects	\$27.64	\$44.10	96
Writers and Authors	\$11.40	\$23.53	100
Art Directors	\$22.18	\$37.87	51
Technical Writers	\$18.65	\$28.92	38

More data can be found at [NEworks.nebraska.gov](http://NEworks.nebraska.gov); click *Labor Market Analysis*.

Equal Opportunity Program/Employer TDD: 800.833.7352

Auxiliary aids and services are available upon request to individuals with disabilities.

Entry-level wages are defined as the average (mean) wage earned by the lowest third of all workers in the selected occupation.


Produced by the Nebraska Department of Labor, Labor Market Information

Wages from Occupational Employment Statistics, 4th Quarter 2017

Annual openings from 2016-2026 Long-term Occupational Projections

Career Cluster information from Nebraska Department of Education

Published November 2018



# Human Sciences and Education Career Ladder

Education & Training; Government & Public Administration; Human Services; Law, Public Safety, Corrections, & Security

## Now

Less than high school + work experience, on-the-job training, or apprenticeship; or High school diploma/equivalent

Occupation	Entry Wage	Average Wage	Annual Openings
Fitness Trainers and Aerobics Instructors	\$10.58	\$17.79	458
Police and Sheriff's Patrol Officers	\$19.64	\$27.82	213
Correctional Officers and Jailers	\$15.79	\$20.20	173
Construction and Building Inspectors	\$19.06	\$26.59	39

## Next

Some college, no degree; Postsecondary non-degree award; Associate degree; or Bachelor's degree

Occupation	Entry Wage	Average Wage	Annual Openings
Elementary School Teachers, Except Special Education	\$42,275*	\$56,298*	865
Paralegals and Legal Assistants	\$15.29	\$22.80	170
Health Educators	\$14.10	\$22.88	108
Occupational Health and Safety Specialists	\$20.87	\$32.14	46

\* Annual wages shown when hourly wages not available; annual wages can be converted to an approximate hourly rate by dividing the annual wages by 2,080 hours

## Later

Bachelor's degree + on-the-job training, work experience, or internship/residency; Master's degree; or Doctoral/professional degree

Occupation	Entry Wage	Average Wage	Annual Openings
Lawyers	\$26.76	\$53.20	215
Educational, Guidance, School, and Vocational Counselors	\$18.94	\$28.57	213
Mental Health Counselors	\$16.69	\$24.50	148
Appraisers and Assessors of Real Estate	\$13.88	\$25.97	56

More data can be found at [NEworks.nebraska.gov](http://NEworks.nebraska.gov); click *Labor Market Analysis*.

Equal Opportunity Program/Employer TDD: 800.833.7352

Auxiliary aids and services are available upon request to individuals with disabilities.

Entry-level wages are defined as the average (mean) wage earned by the lowest third of all workers in the selected occupation.

Produced by the Nebraska Department of Labor, Labor Market Information


Wages from Occupational Employment Statistics, 4th Quarter 2017

Annual openings from 2016-2026 Long-term Occupational Projections

Career Cluster information from Nebraska Department of Education

Published November 2018





# Health Sciences Career Ladder

## Now

Less than high school + work experience, on-the-job training, or apprenticeship; or High school diploma/equivalent

Occupation	Entry Wage	Average Wage	Annual Openings
Home Health Aides	\$11.03	\$12.50	340
Veterinary Assistants and Laboratory Animal Caretakers	\$9.78	\$12.67	106
Physical Therapist Aides	\$10.42	\$12.22	88
Opticians, Dispensing	\$12.01	\$16.93	65

## Next

Some college, no degree; Postsecondary non-degree award; Associate degree; or Bachelor's degree

Occupation	Entry Wage	Average Wage	Annual Openings
Registered Nurses	\$23.43	\$29.85	1,600
Licensed Practical and Licensed Vocational Nurses	\$16.86	\$20.10	477
Dental Assistants	\$13.74	\$17.75	292
Physical Therapist Assistants	\$16.82	\$23.98	118

## Later

Bachelor's degree + on-the-job training, work experience, or internship/residency; Master's degree; or Doctoral/professional degree

Occupation	Entry Wage	Average Wage	Annual Openings
Physical Therapists	\$25.64	\$36.97	130
Nurse Practitioners	\$36.15	\$46.54	90
Veterinarians	\$25.00	\$36.25	56
Family and General Physicians	\$70.84	\$112.00	59

More data can be found at [NEworks.nebraska.gov](http://NEworks.nebraska.gov); click *Labor Market Analysis*.

Equal Opportunity Program/Employer TDD: 800.833.7352

Auxiliary aids and services are available upon request to individuals with disabilities.

Entry-level wages are defined as the average (mean) wage earned by the lowest third of all workers in the selected occupation.


Produced by the Nebraska Department of Labor, Labor Market Information

Wages from Occupational Employment Statistics, 4th Quarter 2017

Annual openings from 2016-2026 Long-term Occupational Projections

Career Cluster information from Nebraska Department of Education

Published November 2018



# Skilled and Technical Sciences Career Ladder

Architecture & Construction; Energy & Engineering; Manufacturing; Transportation, Distribution, & Logistics

## Now

Less than high school + work experience, on-the-job training, or apprenticeship; or High school diploma/equivalent

Occupation	Entry Wage	Average Wage	Annual Openings
Plumbers, Pipefitters, and Steamfitters	\$15.91	\$26.52	658
Machinists	\$14.24	\$20.33	458
Industrial Machinery Mechanics	\$16.95	\$23.78	329
Automotive Body and Related Repairers	\$13.07	\$21.44	169

## Next

Some college, no degree; Postsecondary non-degree award; Associate degree; or Bachelor's degree

Occupation	Entry Wage	Average Wage	Annual Openings
Heavy and Tractor-Trailer Truck Drivers	\$15.49	\$21.50	3,438
Heating, Air Conditioning, and Refrigeration Mechanics and Installers	\$15.80	\$23.79	281
Mechanical Engineers	\$27.35	\$38.97	80
Chemists	\$19.99	\$34.76	68
Tool and Die Makers	\$19.30	\$25.39	54

## Later

Bachelor's degree + on-the-job training, work experience, or internship/residency; Master's degree; or Doctoral/professional degree

Occupation	Entry Wage	Average Wage	Annual Openings
Cost Estimators	\$18.52	\$29.02	157
Architects, Except Landscape and Naval	\$24.35	\$37.92	75
Statisticians	\$20.28	\$31.27	25

More data can be found at [NEworks.nebraska.gov](http://NEworks.nebraska.gov); click *Labor Market Analysis*.

Equal Opportunity Program/Employer TDD: 800.833.7352

Auxiliary aids and services are available upon request to individuals with disabilities.

Entry-level wages are defined as the average (mean) wage earned by the lowest third of all workers in the selected occupation.

Produced by the Nebraska Department of Labor, Labor Market Information

Wages from Occupational Employment Statistics, 4th Quarter 2017

Annual openings from 2016-2026 Long-term Occupational Projections

Career Cluster information from Nebraska Department of Education

Published November 2018